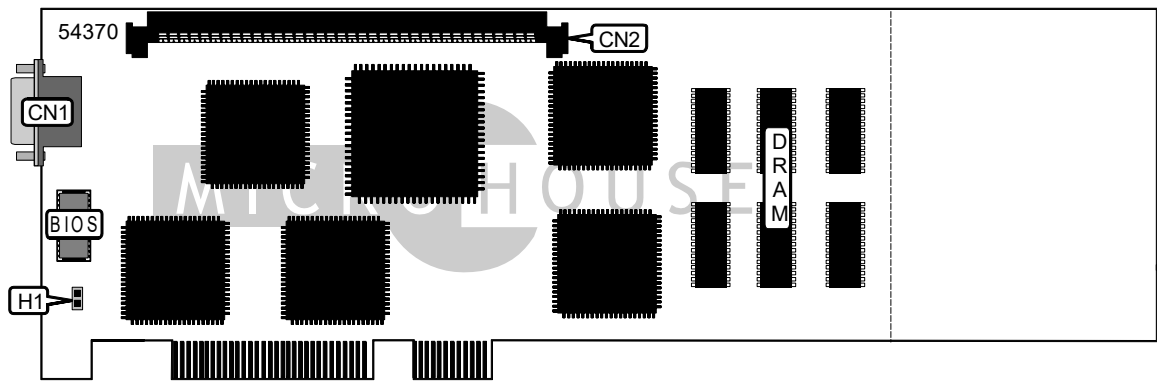


ACCEL GRAPHICS, INC.  
ACCELECLIPSE II (PCI)

Card Type	Video card
Video Chip Set	Unidentified
Maximum Video Memory	32MB DRAM
Video Types Supported	VGA
Highest Resolution Supported	1280 x 1024
Data Bus	32-bit PCI



CONNECTIONS			
Function	Label	Function	Label
15-pin analog video port	CN1	Memory module socket	CN2

USER CONFIGURABLE SETTINGS		
Function	Label	Position
VGA enabled	H1	Open
VGA disabled	H1	Closed


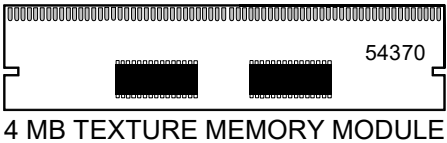
VIDEO MEMORY CONFIGURATION	
<b>Note:</b> ACCELECLIPSE II is equipped with 15MB of onboard memory which may be upgraded to 20MB or 32MB with either a 4MB or 16MB memory module	

MISCELLANEOUS TECHNICAL NOTES
Card available in either a three-quarter length or a full length version. Three-quarter length board ends at the dotted line

Continued on next page . . .

ACCEL GRAPHICS, INC.  
ACCELECLIPSE II (PCI)

. . . continued from previous page



MISCELLANEOUS TECHNICAL NOTES
Chips are located on both sides of the board.