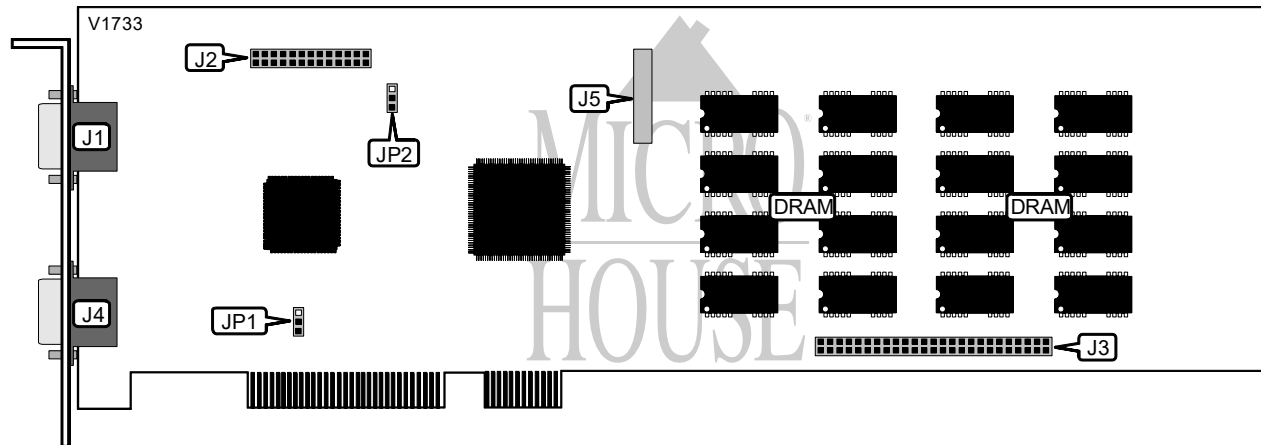


IMAGRAPH CORPORATION

IMASCAN CHROMA/PCI, IMASCAN MONO/MONO-D/PCI, IMASCAN RGB/RGB-D/PCI

Card Type	Video
Chip Set	Tseng Labs ET4000/W32
Maximum Onboard Memory	2MB DRAM
Data Bus	32-bit PCI
Video Types Supported	XVGA
Highest Resolution Supported	1280 x 1024



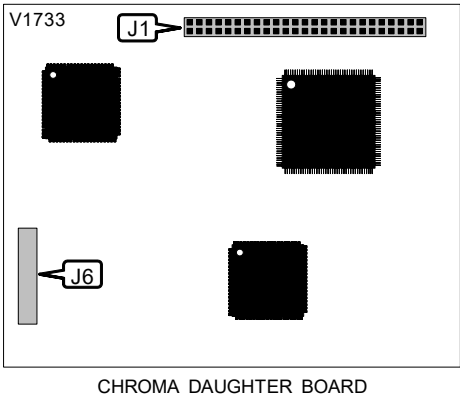
CONNECTIONS			
Function	Label	Function	Label
VGA Out	J1	Capture video in	J4
VGA feature connector	J2	Daughter board connector	J5
Daughter board connector	J3		
Note: The exact # of pins on J5 is unidentified.			

USER CONFIGURABLE SETTINGS		
Setting	Label	Position
í IRQ 2/9 enabled	JP1	Pins 1 & 2 closed
Any IRQ disabled	JP1	Pins 2 & 3 closed
í Factory configured - do not alter	JP2	Unidentified
Note: JP2 sets the "Compliance Select" & does not appear on all board revisions.		

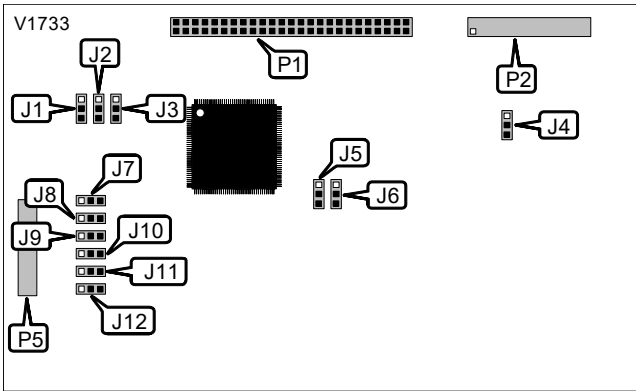
Continued on next page. . .

IMAGRAPH CORPORATION IMASCAN CHROMA/PCI, IMASCAN MONO/MONO-D/PCI, IMASCAN RGB/RGB-D/PCI

... continued from previous page



CONNECTIONS			
Function	Label	Function	Label
Daughter board connector	J1	Daughter board connector	J6
Note: The exact # of pins on J6 is unidentified.			



CONNECTIONS			
Function	Label	Function	Label
Daughter board connector	P1	Daughter board connector	P5
Digital port	P2		
Note: The exact # of pins on P2 & P5 is unidentified.			

Continued on next page. . .

IMAGRAPH CORPORATION

IMASCAN CRHOMA/PCI, IMASCAN MONO/MONO-D/PCI, IMASCAN RGB/RGB-D/PCI

. . . continued from previous page

MONO/MONO-D DAUGHTER BOARD JUMPER CONFIGURATION

USER CONFIGURABLE SETTINGS		
Setting	Label	Position
í Factory configured - do not alter	J1	Unidentified
í Factory configured - do not alter	J2	Unidentified
í Factory configured - do not alter	J3	Unidentified
í Factory configured - do not alter	J4	Unidentified
í Factory configured - do not alter	J5	Unidentified
í Factory configured - do not alter	J6	Unidentified
í Video1 75ohm termination enabled	J7	Pins 1 & 2 closed
Video1 termination disabled	J7	Pins 2 & 3 closed
í Video2 75ohm termination enabled	J8	Pins 1 & 2 closed
Video2 termination disabled	J8	Pins 2 & 3 closed
í Video3 75ohm termination enabled	J9	Pins 1 & 2 closed
Video3 termination disabled	J9	Pins 2 & 3 closed
í Video4 75ohm termination enabled	J10	Pins 1 & 2 closed
Video4 termination disabled	J10	Pins 2 & 3 closed
í Factory configured - do not alter	J11	Unidentified
í Factory configured - do not alter	J12	Unidentified
Note: J1 - J3 sets the "Bus Select", J4 sets the "Field Invert", J5 & J6 sets the "Board Select", & J11 & J12 sets the "Termination".		

RGB/RGB-D DAUGHTER BOARD JUMPER CONFIGURATION

USER CONFIGURABLE SETTINGS		
Setting	Label	Position
í Factory configured - do not alter	J1	Unidentified
í Factory configured - do not alter	J2	Unidentified
í Factory configured - do not alter	J3	Unidentified
í Factory configured - do not alter	J4	Unidentified
í Factory configured - do not alter	J5	Unidentified
í Factory configured - do not alter	J6	Unidentified
í Red1 75ohm termination enabled	J7	Pins 1 & 2 closed
Red1 termination disabled	J7	Pins 2 & 3 closed
í Green1 75ohm termination enabled	J8	Pins 1 & 2 closed
Green1 termination disabled	J8	Pins 2 & 3 closed

Continued on next page. . .

IMAGRAPH CORPORATION
 IMASCAN CRHOMA/PCI, IMASCAN MONO/MONO-D/PCI, IMASCAN RGB/RGB-D/PCI

. . . continued from previous page

USER CONFIGURABLE SETTINGS (CON'T)		
Setting	Label	Position
í Blue1 75ohm termination enabled	J9	Pins 1 & 2 closed
Blue1 termination disabled	J9	Pins 2 & 3 closed
í Red2 75ohm termination enabled	J10	Pins 1 & 2 closed
Red2 termination disabled	J10	Pins 2 & 3 closed
í Green2 75ohm termination enabled	J11	Pins 1 & 2 closed
Green2 termination disabled	J11	Pins 2 & 3 closed
í Blue2 75ohm termination enabled	J12	Pins 1 & 2 closed
Blue2 termination disabled	J12	Pins 2 & 3 closed
Note: J1 - J3 sets the "Bus Select", J4 sets the "Field Invert", & J5 & J6 sets the "Board Select".		