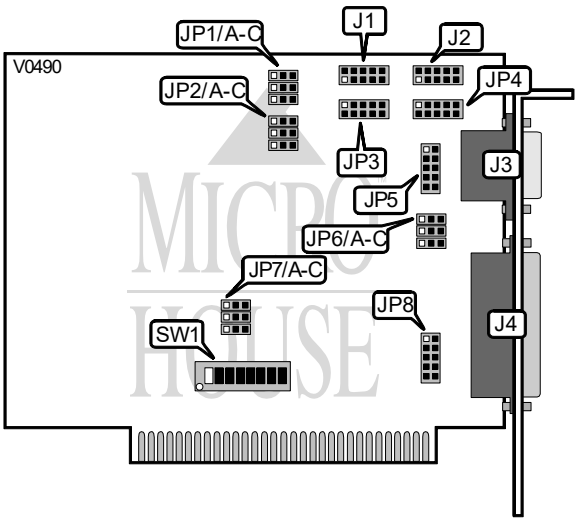


DIAMOND FLOWER, INC.
MU-440

Card Type
Chipset/Controller
I/O Options
Maximum DRAM

Serial controller
Unidentified UART
Serial I/O ports (4)
N/A



CONNECTIONS			
Pin	Location	Pin	Location
Serial port 3	J1	Serial port 2	J3
Serial port 4	J2	Serial port 1	J4

COMPATIBLE MODE ADDRESS SELECT						
Port 1 (J4)	Port 2 (J3)	Port 3 (J1)	Port 4 (J2)	SW1/1	SW1/2	SW1/3
3F8h	2F8h	3E0h	3E8h	Off	Off	Off
3F8h	2F8h	2B0h	2B8h	On	Off	Off
3F8h	2F8h	1B0h	1B8h	Off	On	Off

EXPANDED MODE ADDRESS SELECT						
Port 1 (J4)	Port 2 (J3)	Port 3 (J1)	Port 4 (J2)	SW1/1	SW1/2	SW1/3
280h	288h	290h	298h	On	On	Off
3E0h	3E8h	2E0h	2E8h	Off	Off	On
2A0h	2A8h	2B0h	2B8h	On	Off	On
1A0h	1A8h	2A0h	2A8h	Off	On	On



Continued on next page . . .

DIAMOND FLOWER, INC.
MU-440



... continued from previous page

INTERRUPT SELECT					
IRQ	SW1/4	SW1/5	SW1/6	SW1/7	SW1/8
IRQ5	Off	Off	Off	On	Off
IRQ2	On	Off	Off	Off	Off
IRQ3	Off	On	Off	Off	Off
IRQ4	Off	Off	On	Off	Off
IRQ7	Off	Off	Off	Off	On

PRIMARY PORT NORMAL/FORCED TRUE SELECT			
Setting	J '7/A	J '7/B	J '7/C
Normal	Pins 1 & 2 closed	Pins 1 & 2 closed	Pins 1 & 2 closed
Forced True	Pins 2 & 3 closed	Pins 2 & 3 closed	Pins 2 & 3 closed

PRIMARY PORT DTE/DCE SELECT	
Jumper JP8	
DTE	DCE
	

SECOND PORT NORMAL/FORCED TRUE SELECT			
Setting	J '6/A	J '6/B	J '6/C
Normal	Pins 1 & 2 closed	Pins 1 & 2 closed	Pins 1 & 2 closed
Forced True	Pins 2 & 3 closed	Pins 2 & 3 closed	Pins 2 & 3 closed



SECOND PORT DTE/DCE SELECT	
Jumper JP5	
DTE	DCE
	

THIRD PORT NORMAL/FORCED TRUE SELECT			
Setting	J '1/A	J '1/B	J '1/C
Normal	Pins 1 & 2 closed	Pins 1 & 2 closed	Pins 1 & 2 closed
Forced True	Pins 2 & 3 closed	Pins 2 & 3 closed	Pins 2 & 3 closed

Continued on next page ...

DIAMOND FLOWER, INC.
MU-440

... continued from previous page

THIRD PORT DTE/DCE SELECT	
Jumper JP3	
DTE	DCE
	

FOURTH PORT NORMAL/FORCED TRUE SELECT			
Setting	J '2/A	J '2/B	J '2/C
Normal	Pins 1 & 2 closed	Pins 1 & 2 closed	Pins 1 & 2 closed
Forced True	Pins 2 & 3 closed	Pins 2 & 3 closed	Pins 2 & 3 closed

FOURTH PORT DTE/DCE SELECT	
Jumper JP4	
DTE	DCE
